

TSXV: BRO

OTCQX: BRKCF

Barksdaleresources.com

Corporate Presentation

November 2021



Forward Looking Statements



TERMS OF USE AND DISCLAIMER – This presentation is being provided for the sole purpose of providing the recipients with background information about Barksdale Resources. ("Barksdale Resources" or the "Company). Barksdale Resources has made reasonable efforts to ensure that the information contained in this presentation is accurate as of the date hereof, however, there may be inadvertent or unintentional errors. No representation, warranty or guarantee, express or implied, is made as to the fairness, accuracy, completeness or correctness of information contained in this presentation, including the accuracy, likelihood of achievement or reasonableness of any forecasts, prospects, results or statements in relation to future matters contained in this presentation. The views and information provided herein are based on a number of estimates and assumptions that are subject to significant exploration, business, economic, regulatory and competitive uncertainties. See "Forward Looking Statements" below. Barksdale Resources is not liable to any recipient or third party for the use of or reliance on the information contained in this presentation.

This presentation provides information in summary form only, is not intended to be complete and does not constitute an offer to sell or the solicitation of an offer to buy any security. It is not intended to be relied upon as advice to investors or potential investors and does not constitute a personal recommendation or take into account the investment objectives, financial situation or needs of any particular investor. Barksdale Resources is not acting as agent or advisor and encourages the use of independent consultants, as necessary, prior to entering into transactions.

FORWARD LOOKING STATEMENTS – Except for the statements of historical fact contained herein, the information presented constitutes "forward-looking statements" within the meaning of Canadian and United States securities and other laws. Often, but not always, forward-looking statements can be identified by the use of words such as "plans", "expects", "is expected", "budget", "scheduled", "estimates", "forecasts", "intends", "aims", "anticipates", "will", "projects", or "believes" or variations (including negative variations) of such words and phrases, or statements that certain actions, events, results or conditions "may", "could", "would", "might" or "will" be taken, occur or be achieved. By their very nature, forward-looking statements are subject to numerous risks and uncertainties, some of which are beyond our control. Forward looking statements are based on the opinions and estimates of management at the date the statements are made, as well as a number of assumptions made by, and information currently available to, Barksdale Resources concerning, among other things, anticipated geological formations, potential mineralization, future plans for exploration and/or development, potential future production, drilling exposure, and exploration budgets and timing of expenditures, all of which involve known and unknown risks, uncertainties and other factors which may cause the actual results, performance or achievement of Barksdale Resources to be materially different from any future results, performance or achievements expressed or implied by such forward-looking statements. Factors that could cause actual results to vary materially from results anticipated by such forward looking statements include, among others, risks related to the Company's limited operating history, current and future exploration activities, the Company's need for significant additional capital, changes in government legislation, changes in ownership interest in a project, conclusions of economic evaluations, changes in project parameters as plans continue to be refined, future prices and volatility of zinc, silver and other metals, environmental risks and hazards, infrastructure and/or operating costs, labor and employment matters, availability of financing, permitting availability and timing, government regulation, changes in equity markets, the uncertainties involved in interpreting geological data, the validity of the Company's title to its properties, increases in costs and exchange rate fluctuations, the Company's dependence on key personnel. There are no known resources or reserves on the Sunnyside Project and the Company's proposed exploration programs are exploratory searches for commercial quantities of ore. In addition, the close proximity of the Sunnyside Project to Arizona Mining's Taylor deposit is not necessarily indicative of the zinc and other mineralization present on the Sunnyside Project

Although Barksdale Resources has attempted to identify important factors that could cause actual results to differ materially, there may be other factors that cause results not to be as anticipated, estimated or intended. There can be no assurance that such statements will prove to be accurate as actual results and future events could differ materially from those anticipated in such statements. Barksdale Resources disclaims any intention or obligation to update or revise any forward-looking statements, whether as a result of new information, future events or otherwise, other than as required by applicable law. Accordingly, readers should not place undue reliance on forward-looking statements and trading in securities of Barksdale Resources should be considered highly speculative. All scientific and technical information contained in this presentation has been prepared by, or under the supervision of, Lewis Teal, project manager and geological consultant for Barksdale Resources(CPG-6932) and a qualified person as defined by NI 43-101, Standards of Disclosure for Mineral Projects.

Historical assays contained in this Presentation have not been confirmed by Barksdale Resources, are of uncertain QA/QC standards and should not be relied upon. They are presented as a guide to future exploration.

Value Proposition

San Javier – Advanced copper deposit in Mexico

5,000-meter drilling program underway at the Cerro Verde zone. Resource estimate anticipated in 2022.

Historic copper resource*. Drilling underway. Excellent initial drill results reported including:

- **105m of 0.63% Cu and 0.40 g/t Au (Oct 25, 2021)**

Patagonia district – An embedded option with enormous potential

Barksdale and South32 separately control nearly the entire Patagonia mining district. Barksdale has a pipeline of advanced and grass-roots exploration assets in the district.

Sunnyside project – adjacent to a world-class deposit owned by South32. Historic drill intercepts on the Sunnyside property*:

- 17-meters of 17% Zn+Pb, 337 g/t Ag, 1.3% Cu
- 38-meters of 15% Zn+Pb, 229 g/t Ag, 0.2% Cu

* See appendix for additional information on San Javier historic resource. ** Drilling at Sunnyside was completed prior to the implementation of NI 43-101 and has not been verified by a “qualified person” and therefore should not be relied upon. Intercepts are presented to provide an indication of the possible mineralization within the Sunnyside Property and as a guide to future exploration.

Corporate Overview

Ownership Breakdown

| | |
|---------------|---|
| 29% | Teck Osisko Dev. Tusk Regal |
| Corporate | |
| 23% | US Global Delbrook Medalist Crescat Eric Sprott |
| Institutional | |
| 5% | |
| Management | |
| 43% | |
| Retail | |

Enterprise Value

| |
|--------------------------|
| 25 M |
| Market Cap |
| \$2.0 M |
| Cash ² |
| \$3.2 M |
| Working Cap ³ |

Capital Structure

| |
|---------------------------|
| 64.8 M |
| Basic Shares ¹ |
| 6.3 M |
| Options |
| 8.8 M |
| Warrants |

¹ Includes 3,850,000 shares held in escrow and can be cancelled if Barksdale Resources does not proceed with the Sunnyside Project after Year 1. ² Unaudited figure. ³ Includes \$1.725m demand loan, and accrued interest, that Barksdale holds in Regal Resources – due October 2, 2021.

Corporate Overview

RICK TROTMAN - PRESIDENT, CEO AND DIRECTOR

A professional geologist with over fifteen years experience in the minerals industry, including positions with Resource Capital Funds, HSBC Securities, Yamana Gold, Meridian Gold, and Barrick Gold.

MICHAEL WALDKIRCH - CHIEF FINANCIAL OFFICER

A Certified Public Accountant with extensive experience providing a variety of financial and business consultancy services to public and private companies since 1998.

ANDREW POOLER - SVP OF PROJECT DEVELOPMENT

Mr. Pooler has more than 30 years of experience as a mining engineer and operations executive with numerous companies throughout the Americas.

THOMAS SIMPSON - SVP OF EXPLORATION

Tom has more than 40 years of mineral exploration and mining experience, having held roles such as Principal Geologist with Rio Tinto Exploration, and roles with Newmont Mining and ASARCO, where he explored for copper porphyries in Arizona, including the Patagonia district.

TERRI ANNE WELYKI - VP CORPORATE COMMUNICATIONS

Ms. Welyki has over 15 years experience working with mining companies, including Calico Resources and EMC Green Group, with broad knowledge of financing, permitting, and stakeholder management in various geographies.

LEWIS TEAL - SENIOR CONSULTANT AND QP

A professional geologist with over 35 years experience in mineral exploration, including significant time with Newmont-Goldcorp. Lewis has made multiple mineral discoveries during his career.

BRAD NORLING - SENIOR PERMITTING CONSULTANT

Over 27 years experience providing biological, permitting, regulatory compliance, and environmental assessment services for the natural resource and renewals industries.

DARREN BLASSUTI – Chairman
CEO of Americas Gold and Silver

WILLIAM WULFTANGE – Director
President of the Society of Economic Geologists Foundation

PETER McRAE – Director
SVP Corporate Affairs at Americas Gold and Silver

JEFF O’NEILL – Director
Owner of JMO Enterprises

Focused Exploring Two Districts



Patagonia District

Permitting Underway
Near Term Discovery Potential
Neighbor to World Class Resource

San Javier

Currently Drilling
Historic Resources
Advanced Asset

San Javier Copper/Gold Project

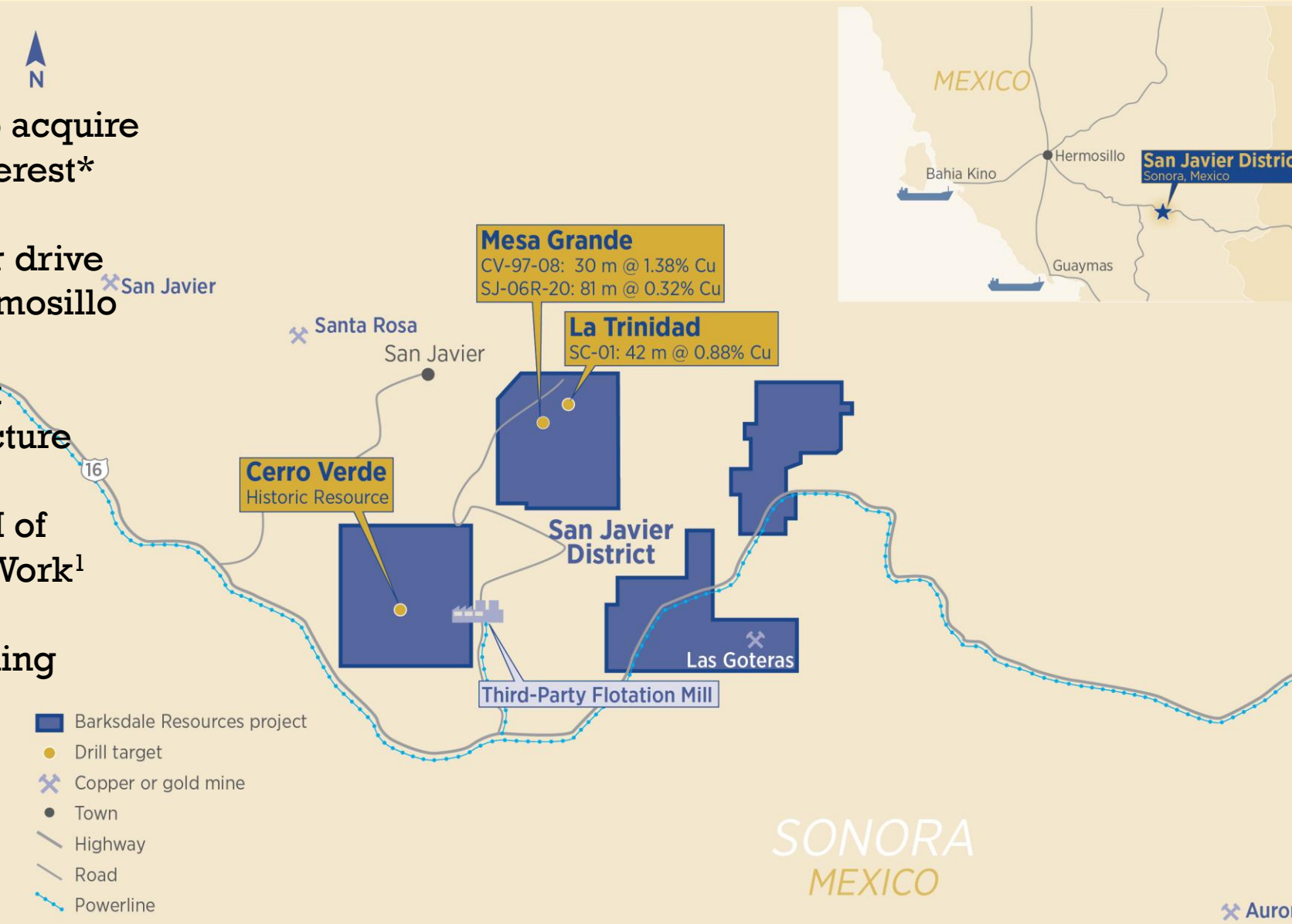
Option to acquire
100% interest*

Two-hour drive
from Hermosillo

Excellent
Infrastructure

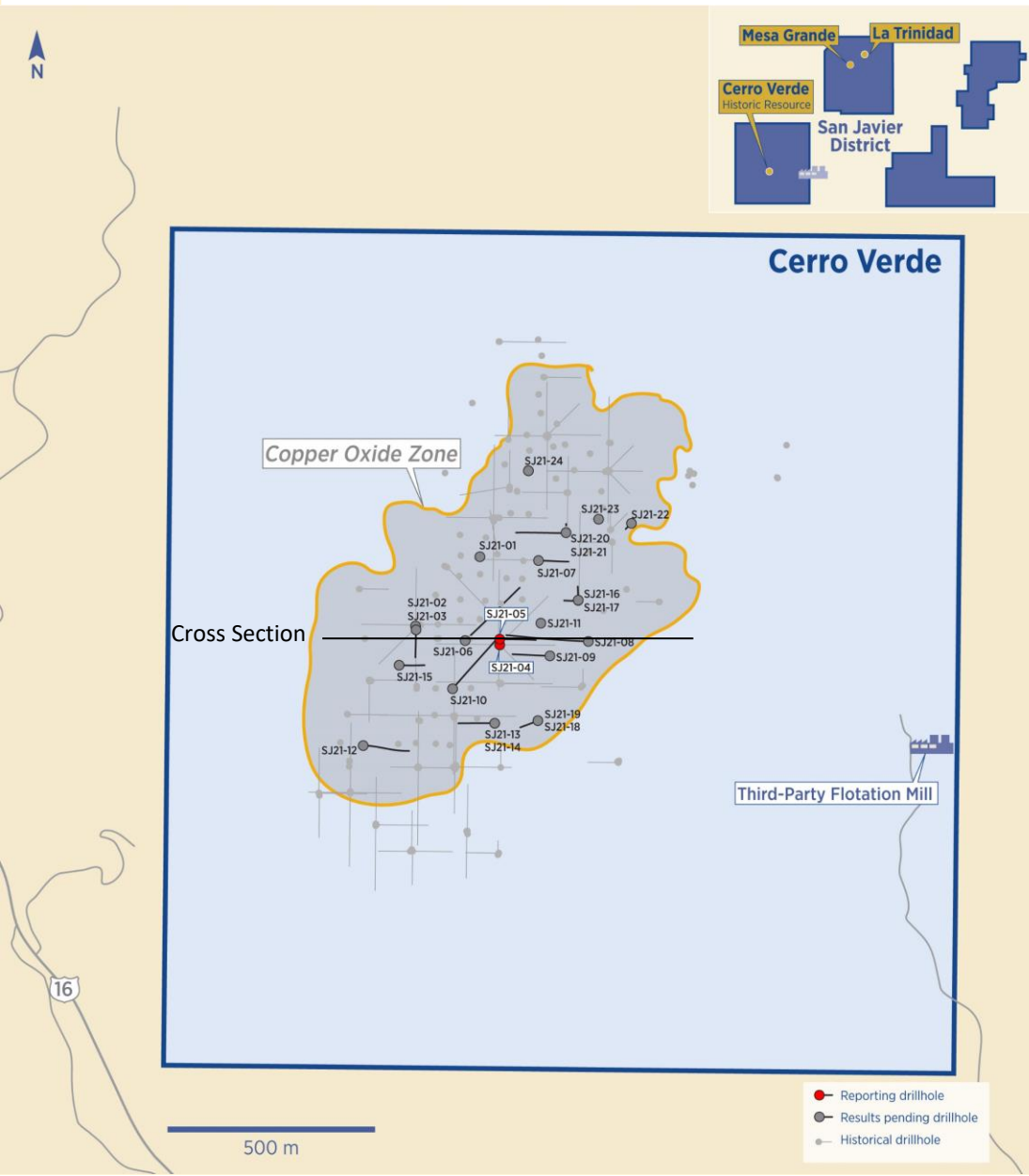
>US\$10M of
Historic Work¹

Low Holding
Costs



* See appendix for details. ¹ Historic assays have not been verified and should not be relied upon.

Drill Program is Underway



5,000m drilling program underway

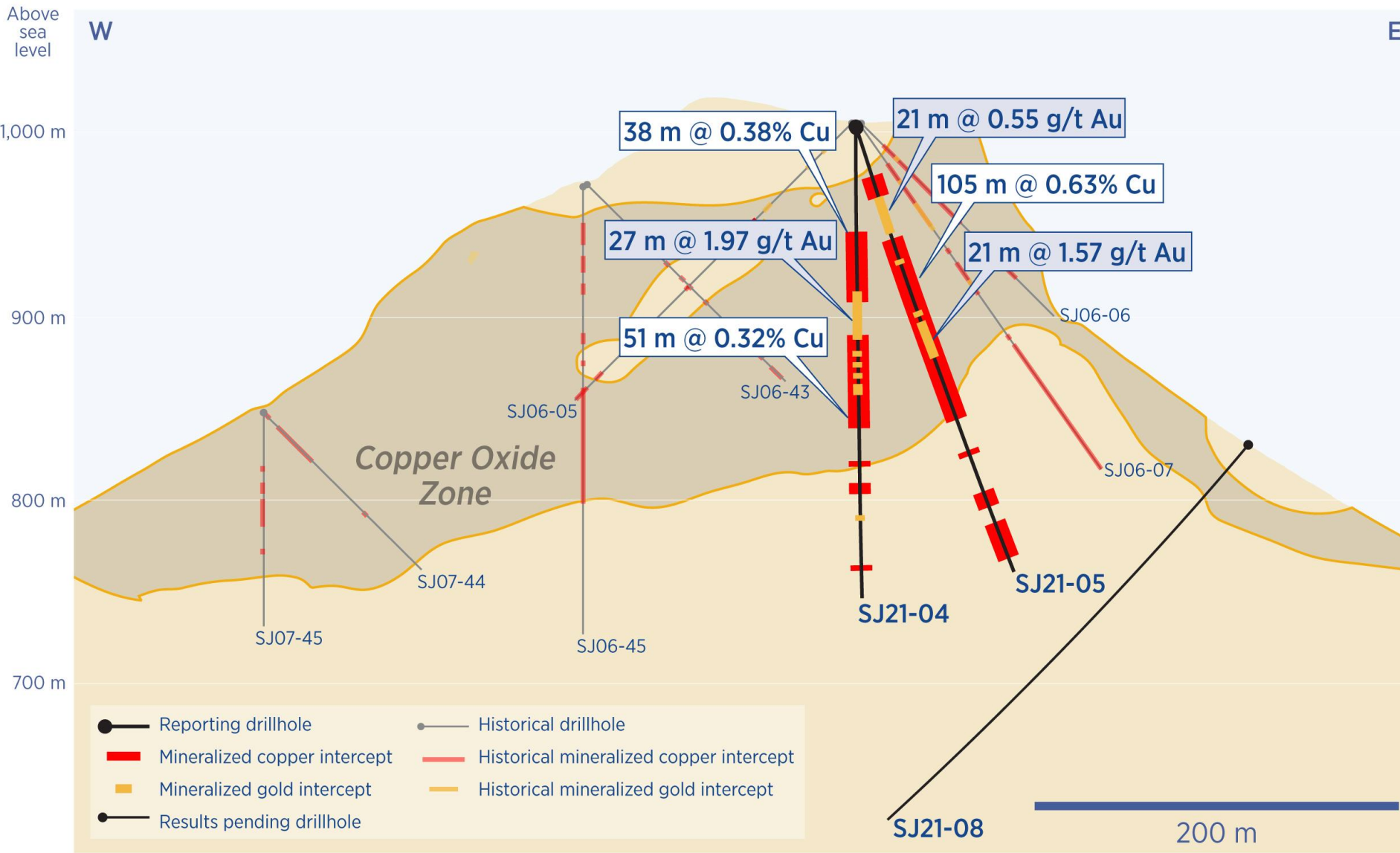
First assay results released Oct 25, 2021 (see next slide for x-section):

- Hole SJ21-05:
 - 105m of 0.63% Cu and 0.40 g/t Au from 66m
 - 21m of 1.57 g/t Au from 42
- Hole SJ21-04
 - 38m of 0.38% Cu and 0.38 g/t Au from 60.5m
 - 51m of 0.32% Cu and 0.29 g/t Au from 117m
 - 27m of 1.97 g/t Au from 93m

Regular assay results expected into 2022

Resource calculation expected after current drill program concludes

Thick Copper and Gold Oxide Zones



Multiple Targets in Pipeline

Cerro Verde



{ 5,000m drill program UNDERWAY

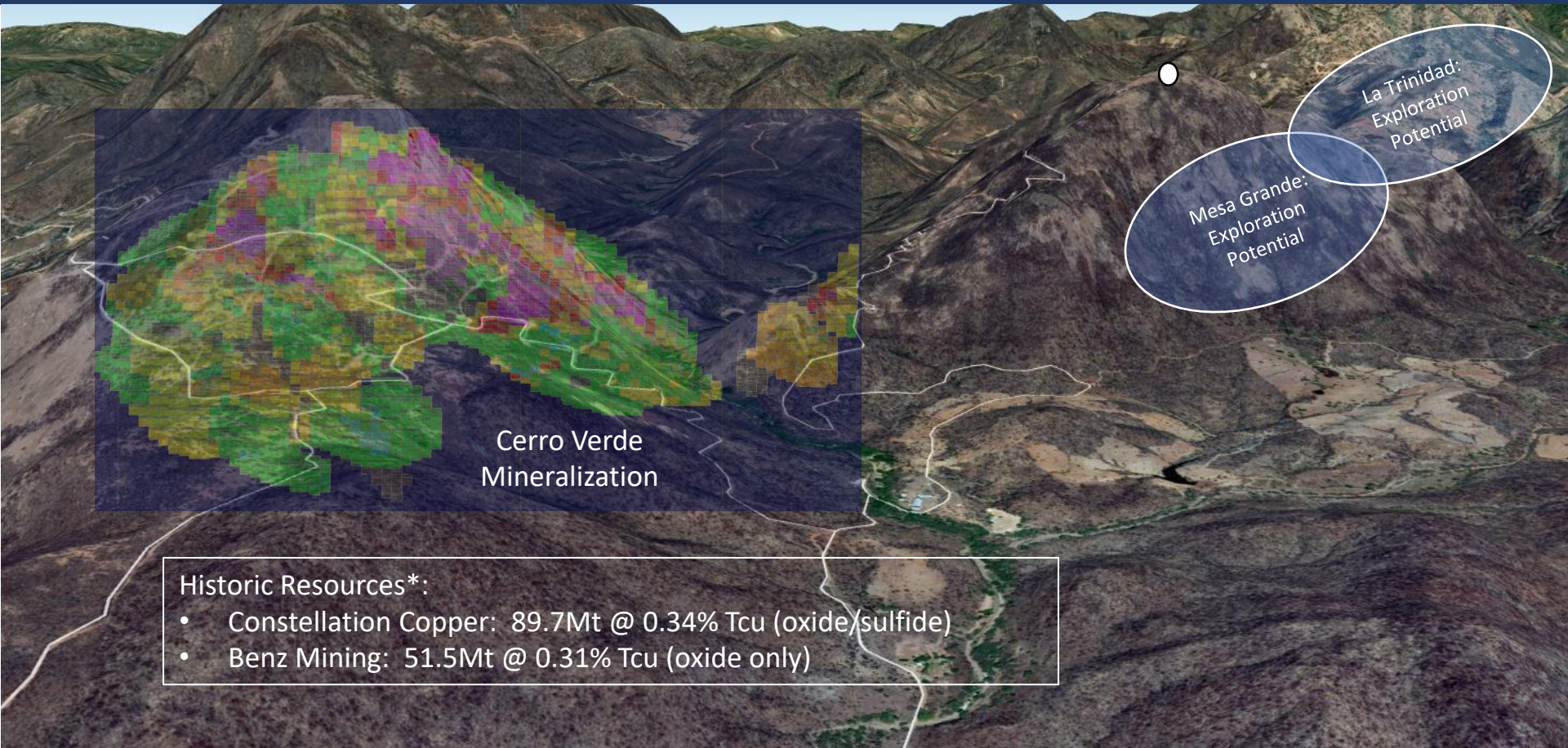
Mesa Grande

CV-97-08: 30m @ 1.38% Cu
SJ-06R-20: 81m @ 0.32% Cu

La Trinidad

SC-01: 42m @ 0.88% Cu

San Javier – Historic Resource



>20,000m of historic drilling at Cerro Verde

Resource calculation expected after current drill program concludes

San Javier – News Flow

5,000-meter drill program
underway

- Results expected every few weeks into Q1 2022

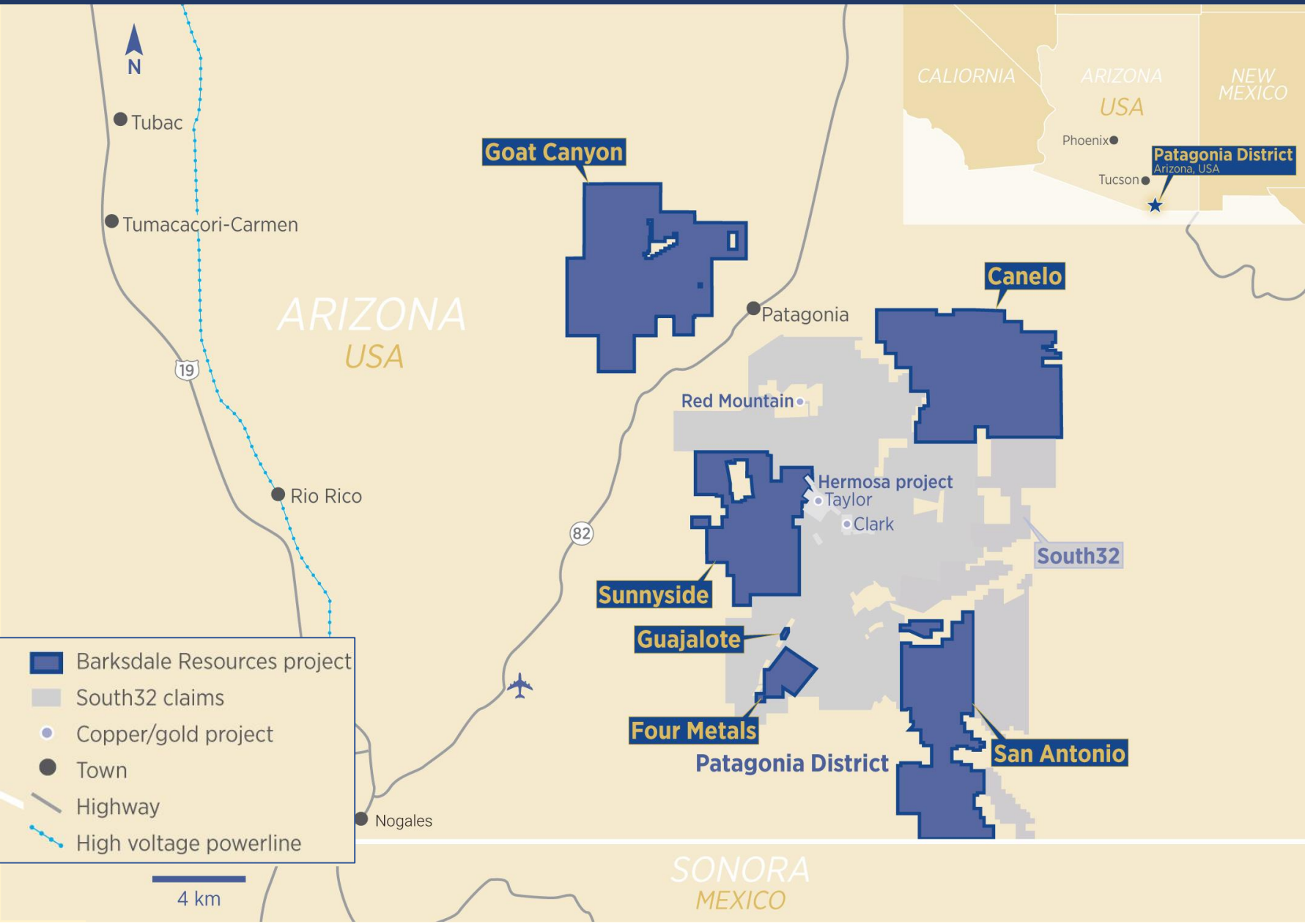
Metallurgical samples shipped to
McClelland Labs in Reno

- Column testing to begin in October 2021
- Recovery data in Q1 2022

Resource estimate at Cerro Verde expected following conclusion of current drilling program



Patagonia District - Arizona



Sunnyside – Permitting Nearly Complete

Barksdale's has the option to acquire 67.5% of Sunnyside¹

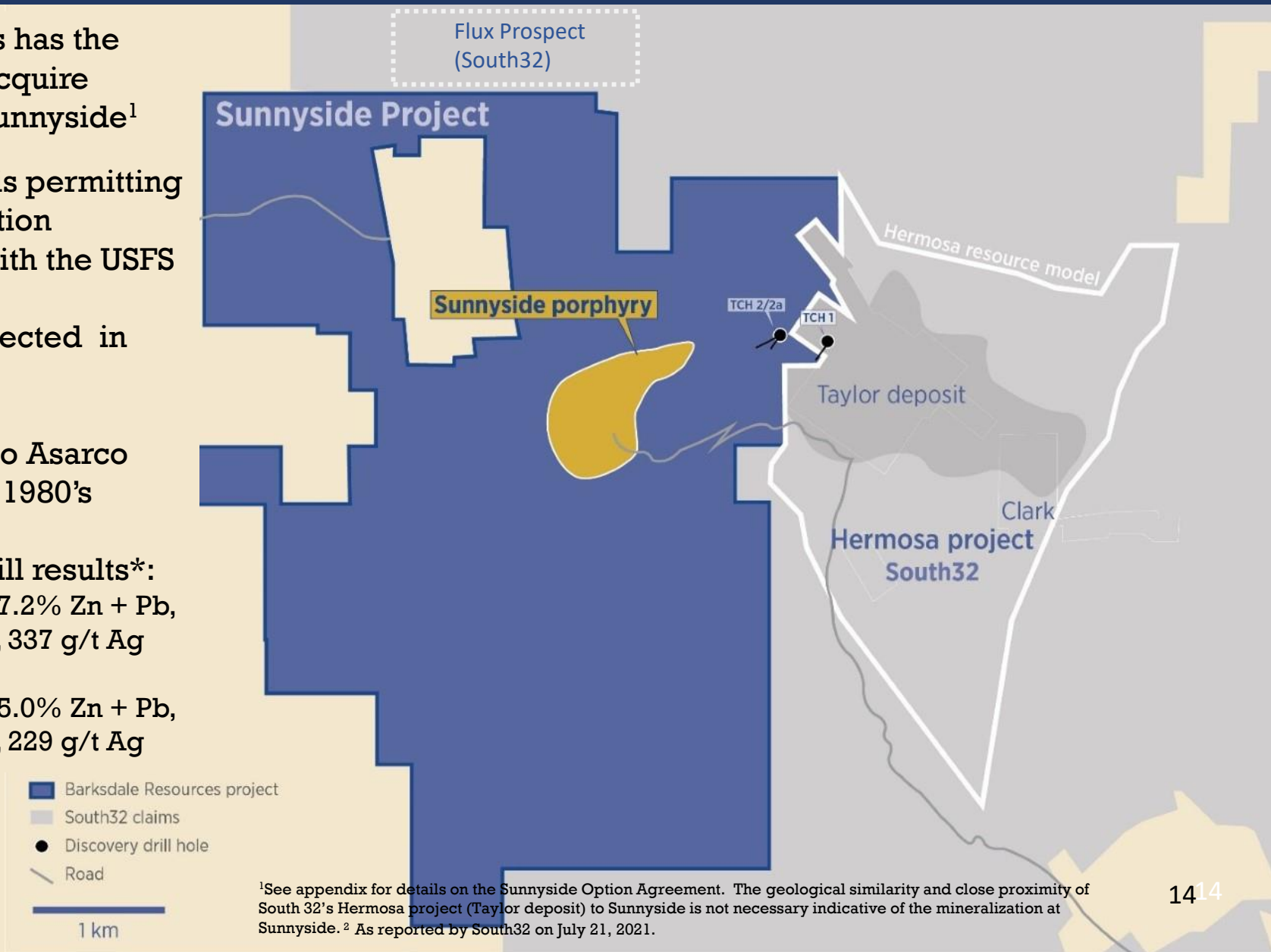
Barksdale is permitting an exploration program with the USFS

Permit expected in late 2021

Follow-up to Asarco holes from 1980's

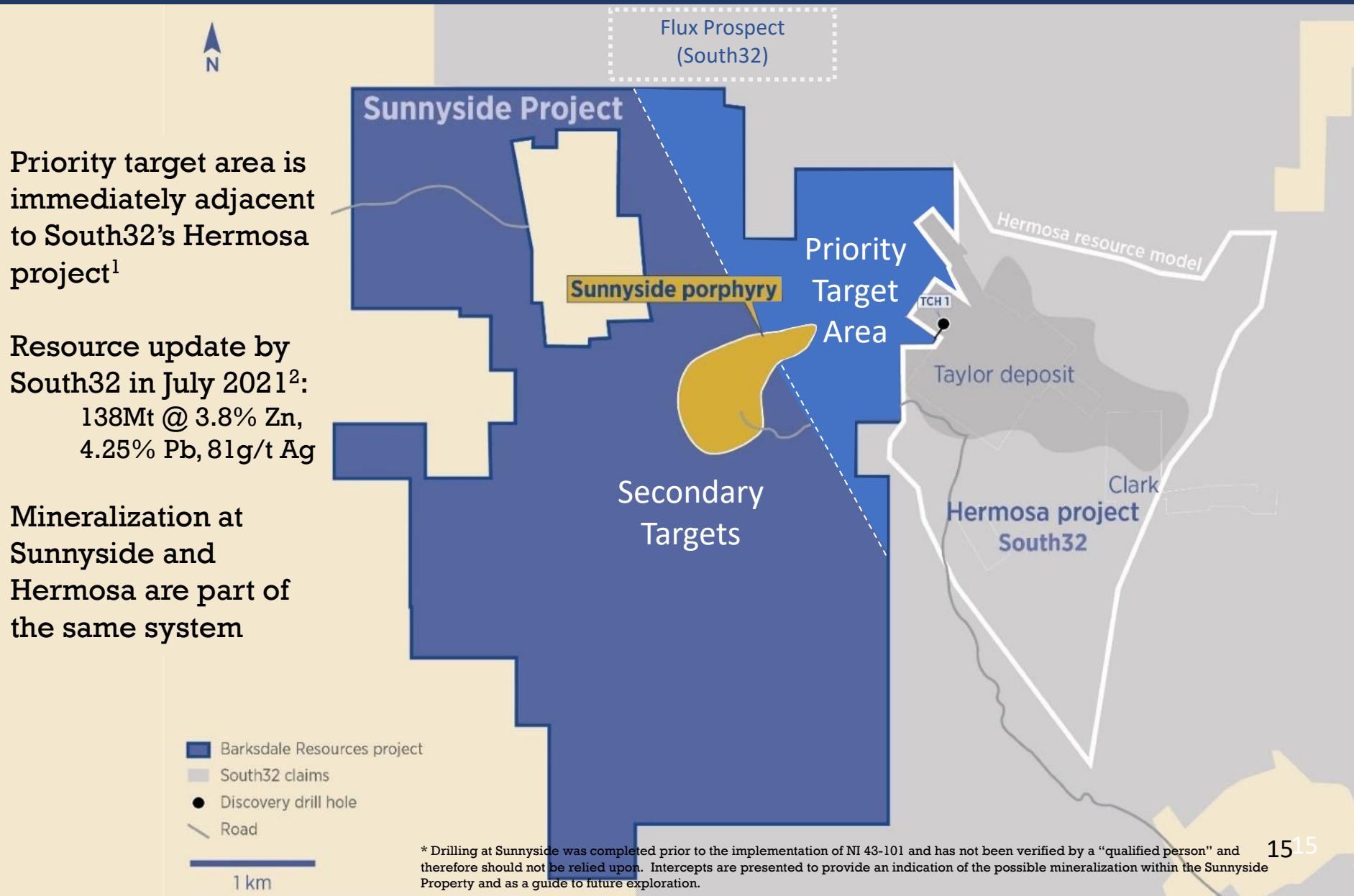
Historic drill results*:

- 17m @ 17.2% Zn + Pb, 1.3% Cu, 337 g/t Ag
- 38m @ 15.0% Zn + Pb, 0.2% Cu, 229 g/t Ag

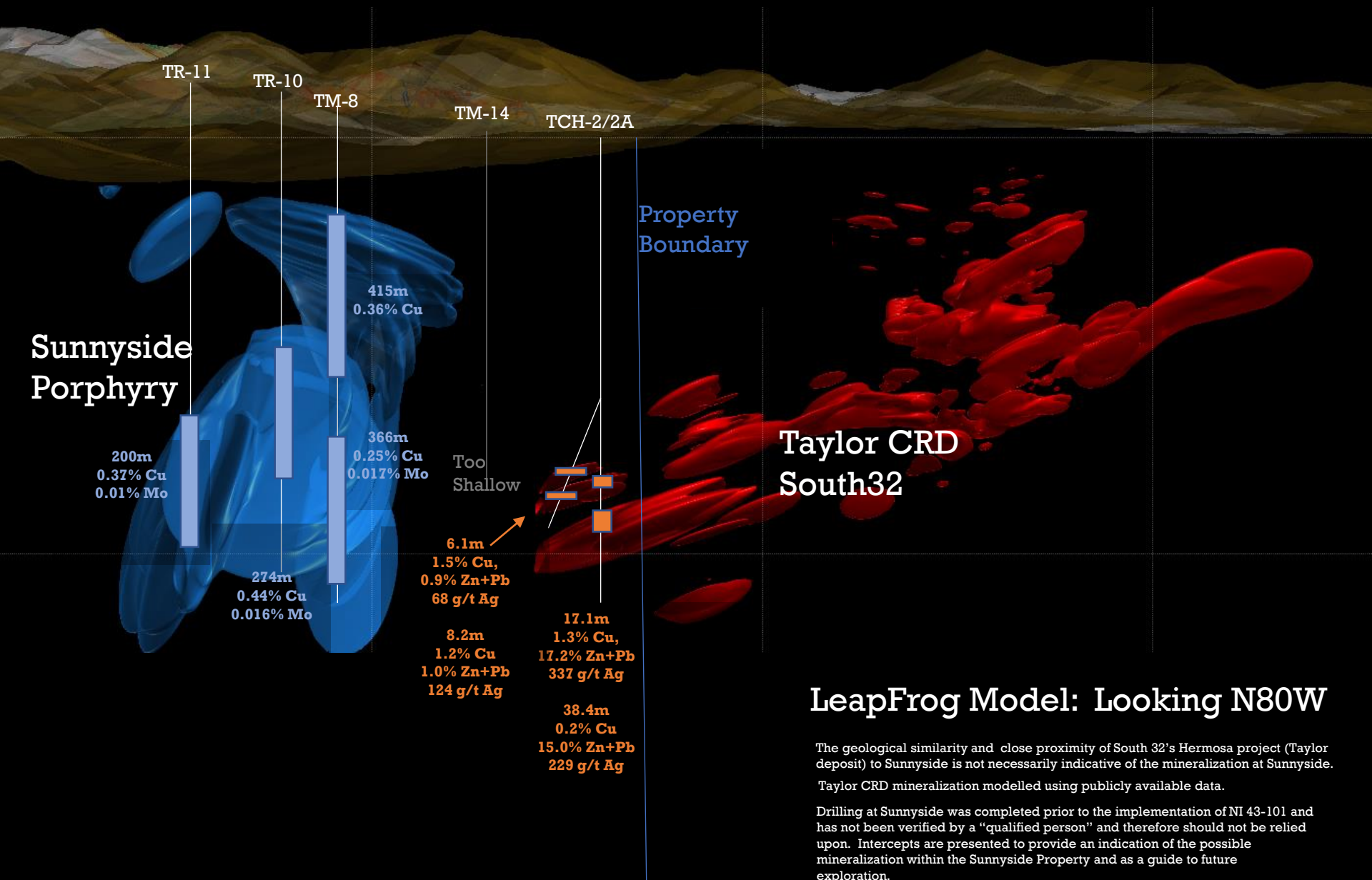


¹See appendix for details on the Sunnyside Option Agreement. The geological similarity and close proximity of South 32's Hermosa project (Taylor deposit) to Sunnyside is not necessary indicative of the mineralization at Sunnyside. ² As reported by South32 on July 21, 2021.

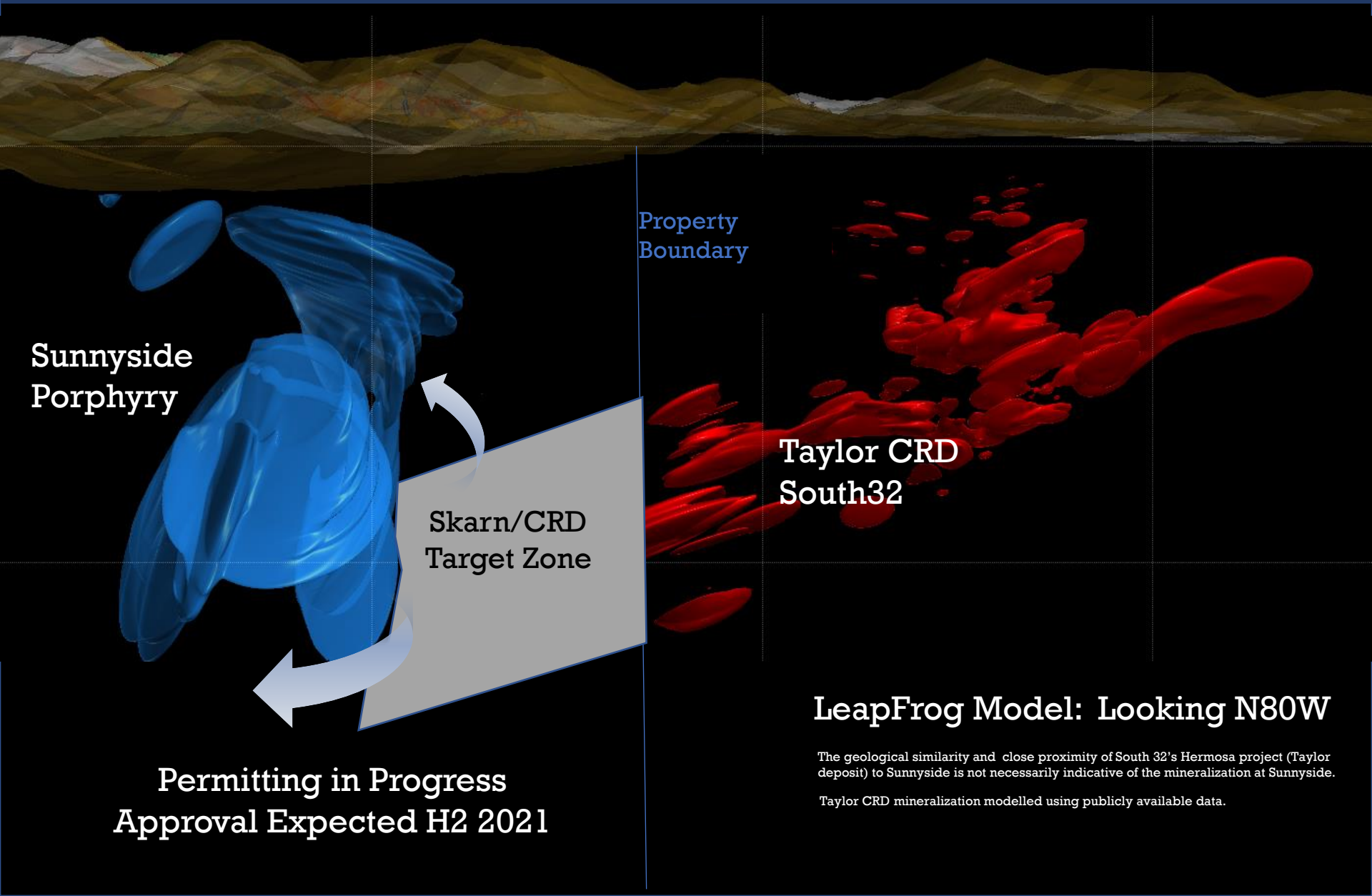
One System – Two Properties



One System – Two Properties



Significant Exploration Target



Sunnyside
Porphyry

Property
Boundary

Skarn/CRD
Target Zone

Taylor CRD
South32

Permitting in Progress
Approval Expected H2 2021

LeapFrog Model: Looking N80W

The geological similarity and close proximity of South 32's Hermosa project (Taylor deposit) to Sunnyside is not necessarily indicative of the mineralization at Sunnyside.
Taylor CRD mineralization modelled using publicly available data.

Development Next Door



Underground
Access

TCH-1 ⊕

**1.4m @ 2.6% Cu,
27.2% Zn+Pb
55 g/t Ag**

Sunnyside Project Barksdale

⊕ TCH-2

**17.1m @ 1.3% Cu,
17.2% Zn+Pb
337 g/t Ag**

**38.4m @ 0.2% Cu
15.0% Zn+Pb
229 g/t Ag**

Hermosa Project South32

Sunnyside Project Barksdale

² The geological similarity and close proximity of South 32's Hermosa project (Taylor deposit) to Sunnyside is not necessarily indicative of the mineralization at Sunnyside.

Drilling at Sunnyside was completed prior to the implementation of NI 43-101 and has not been verified by a "qualified person" and therefore should not be relied upon. Intercepts are presented to provide an indication of the possible mineralization within the Sunnyside Property and as a guide to future exploration.



For More Information

Terri Anne Welyki

VP of Communications


778-238-2333

terrianne@barksdaleresources.com

TSXV: **BRO** OTCQX: **BRKCF**

www.BarksdaleResources.com

Appendix: San Javier Option



Transaction Overview

- Barksdale to acquire an option to purchase 100% of San Javier from Tusk Exploration Ltd (private)
- Total consideration of ~C\$5.5 million consisting of:
 - 4M BRO shares and C\$50,000 in cash at closing (**complete**)
 - 2M BRO shares and C\$100,000 in cash on first anniversary
 - 3M BRO shares and C\$150,000 in cash at sooner of PFS or three years
 - 4M BRO shares and C\$200,000 in cash at sooner of securing construction financing or six years
 - Sliding scale NSR (1% below US\$3.50 copper; 2% above)

Update: As announced Sept 16, 2020, certain title issues have led Barksdale and Tusk to defer 35% of the consideration from the first two option payments. If the title defects are corrected before the third anniversary, Barksdale shall pay the deferred consideration within 30 days. If Tusk fails to correct the issues before the third anniversary, the deferred consideration will be canceled, and the remaining option payments will be reduced by 35%.

Appendix: San Javier Historic Resources

Constellation Copper (Dec 20, 2007): “San Javier Copper Project, Sonora, Mexico”

| Table 1.1: San Javier Mineral Resource – 0.05% Recovered Copper Cutoff | | | |
|---|-------------|------------------|---------------------|
| Resource Class | Ore Ktonnes | Total Copper (%) | Contained Cu (Mlbs) |
| Cerro Verde Indicated Mineral Resource | 33,500 | 0.34 | 254 |
| Cerro Verde Inferred Mineral Resource | 52,500 | 0.32 | 376 |
| La Trinidad Inferred Mineral Resource | 3,700 | 0.54 | 43 |
| Total Inferred Mineral Resource | 56,200 | 0.34 | 419 |

The mineral resource is based on a copper price of US\$ 2.50 per pound copper and a 0.05% recovered copper cutoff grade. The resource estimate also assumes conventional open pit mining and ore processing by crushing, heap leaching, and solvent extraction and electrowinning to recover the copper metal.

Benz Mining (May 22, 2014): “Preliminary Economic Assessment NI 43-101 Technical Report San Javier Copper Project, Sonora, Mexico”

Table 14-7 Mineral Resource Statement for San Javier Property May 06, 2014

| Deposit | Class | Cut-Off CuRec (%) | tons (000) | CuT (%) | CuOX (%) | CNCu (%) | CURec ¹ (%) |
|-------------|-----------|-------------------|------------|---------|----------|----------|------------------------|
| Cerro Verde | Indicated | 0.05 | 47,700 | 0.32 | 0.16 | 0.05 | 0.21 |
| Cerro Verde | Inferred | 0.05 | 3,800 | 0.28 | 0.09 | 0.05 | 0.14 |
| La Trinidad | Inferred | 0.05 | 2,000 | 0.61 | 0.23 | 0.17 | 0.39 |

Note¹: CuRec is recoverable soluble copper which is the sum of acid soluble copper (CuOX) and cyanide soluble copper (CNCu).

Appendix: Arizona Option Agreements

Barksdale can earn an initial 51% of Sunnyside over a two-year period.
It may then elect to increase to 67.5% over an additional two-year period.

| Period | C\$ Cash | Exploration Requirement C\$ | Number of Shares | |
|-----------------------------|---------------------|----------------------------------|-------------------------------|---------|
| On execution of agreement | \$750,000 (paid) | | 1,250,000 (issued) | } 51% |
| On or before end of Year 1* | \$1,200,000** | \$3,000,000 (incurred) | 3,850,000 (issued & escrowed) | |
| On or before end of Year 2 | \$1,000,000 | \$3,000,000 (partially incurred) | 5,000,000 | } 67.5% |
| On or before end of Year 3 | - | \$3,000,000 | - | |
| On or before end of Year 4 | \$550,000 | \$3,000,000 | 4,900,000 | |
| Total: | C\$3,500,000 | C\$12,000,000 | 15,000,000 | |

*Year 1 does not start until drilling approvals have been received

**BRO paid the final option payment of US\$200,000 (C\$254,700) to the original optioners on behalf of Regal. Additionally, BRO can apply C\$228,229 of costs related to the failed Sunnyside purchase and sale agreement signed in May 2021. These payments will be credited towards the Year 1 cash payment, lowering the payment to C\$717,071.

Barksdale can earn 100% of Four Metals over five years:

| Date | Total Option Payment Due | Portion of Option Payment Payable in Cash | Portion of Option Payment Payable in Shares |
|--------------------|--------------------------|---|---|
| First Anniversary | \$50,000 (paid) | \$25,000 (paid) | \$25,000 (paid) |
| Second Anniversary | \$50,000 (paid) | \$25,000 (paid) | \$25,000 (paid) |
| Third Anniversary | \$50,000 | \$25,000 | \$25,000 |
| Fourth Anniversary | \$50,000 | \$25,000 | \$25,000 |
| Fifth Anniversary | \$225,000 | \$100,000 | \$125,000 |
| Total: | US\$450,000 | US\$225,000 | US\$225,000 |